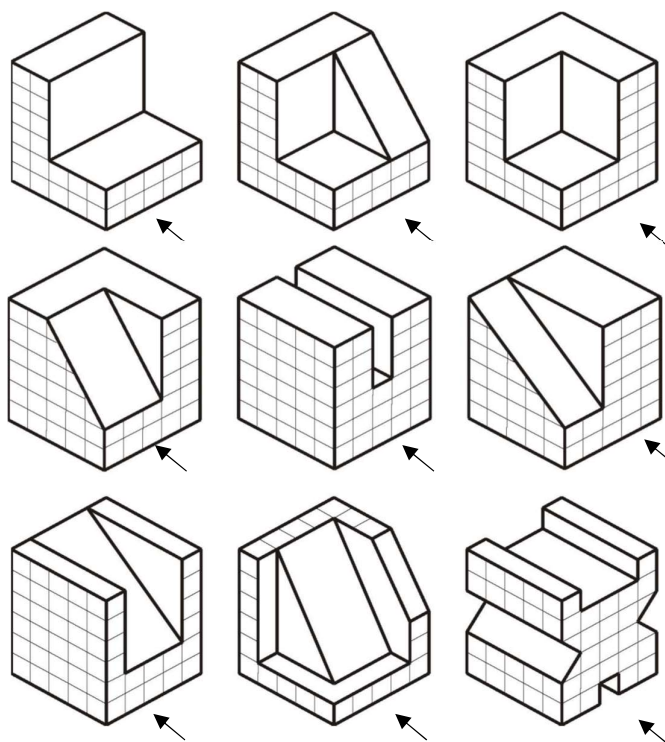
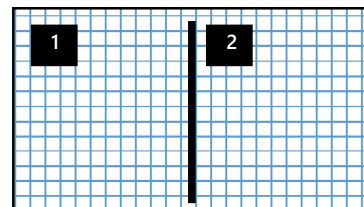


TECNOLOGÍA Y DIGITALIZACIÓN 2ºESO

CUADERNO DE DIBUJO. LÁMINAS DE AMPLIACIÓN.

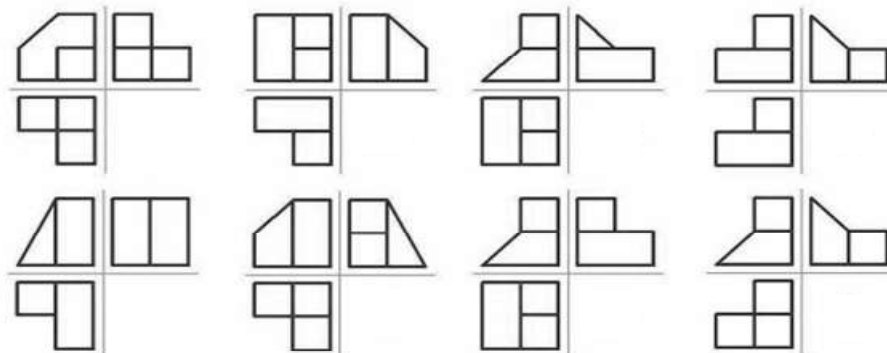
VISTAS:

RECORTA ESTAS FIGURAS, PEGA DOS EN CADA HOJA DE CUADERNO (COMO APARECE EN EL DIBUJO DE LA DERECHA) Y DIBUJA SUS VISTAS. UTILIZARÁS CINCO HOJAS.




ISOMÉTRICA:

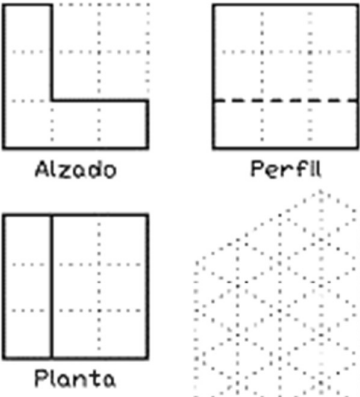
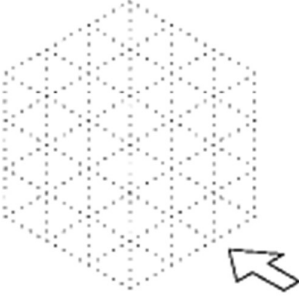
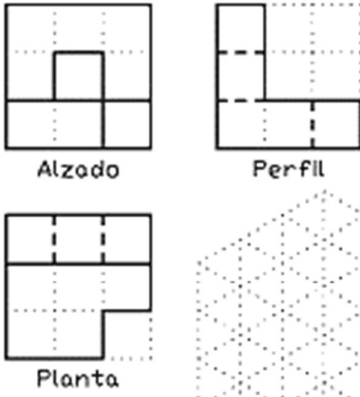
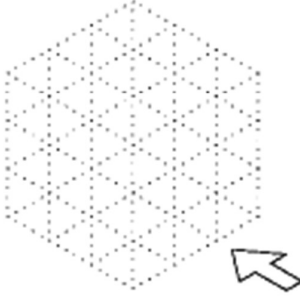
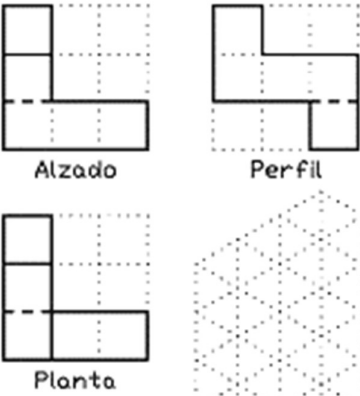
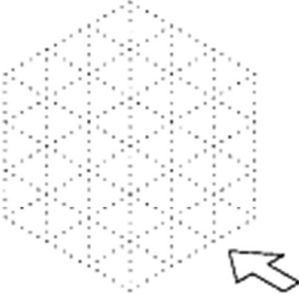
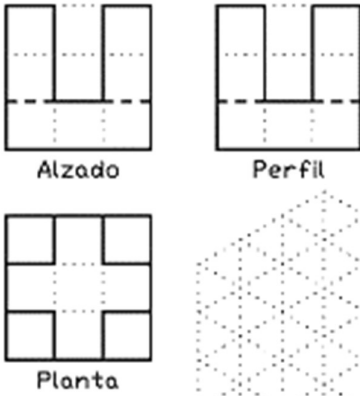
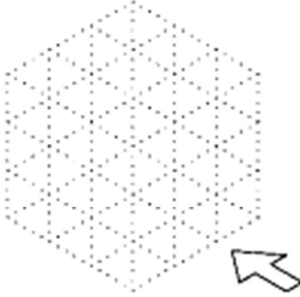
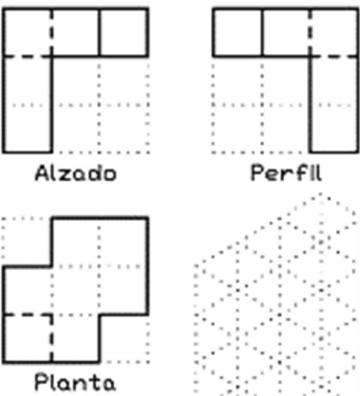
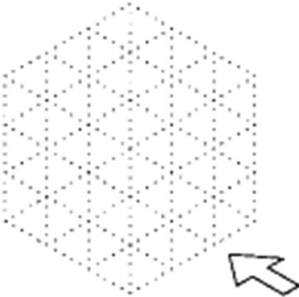
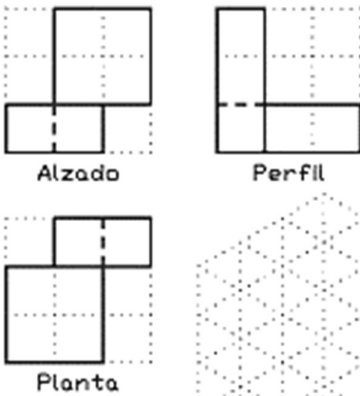
RECORTA LAS FIGURAS Y DIBUJA LA ISOMÉTRICA EN LA PLANTILLA (HAZ COPIAS DE LA TRAMA PARA TENER MÁS INTENTOS).



VISTAS PARA SEGUIR PRACTICANDO EN CASA:



ISOMÉTRICAS PARA SEGUIR PRACTICANDO EN CASA:

 <p>Alzado</p> <p>Perfil</p> <p>Planta</p> 	 <p>Alzado</p> <p>Perfil</p> <p>Planta</p> 
 <p>Alzado</p> <p>Perfil</p> <p>Planta</p> 	 <p>Alzado</p> <p>Perfil</p> <p>Planta</p> 
 <p>Alzado</p> <p>Perfil</p> <p>Planta</p> 	 <p>Alzado</p> <p>Perfil</p> <p>Planta</p> 